















Clip UPCs – The Points Really Add Up! It's as Easy as 1 - 2 - 3!

1. Collect 1-point product UPCs from Campbell's Labels for EducationSM participating products.*
2. Glue them on the collection sheet.
3. Turn in your completed collection sheet to your coordinator!

* See Eligible Products list for details.

<p>1</p>  <p>Place 1-Point UPC Here!</p>	<p>2</p>  <p>Place 1-Point UPC Here!</p>	<p>3</p>  <p>Place 1-Point UPC Here!</p>	<p>4</p>  <p>Place 1-Point UPC Here!</p>
<p>5</p>  <p>Place 1-Point UPC Here!</p>	<p>6</p>  <p>Place 1-Point UPC Here!</p>	<p>7</p>  <p>Place 1-Point UPC Here!</p>	<p>8</p>  <p>Place 1-Point UPC Here!</p>
<p>9</p>  <p>Place 1-Point UPC Here!</p>	<p>10</p>  <p>Place 1-Point UPC Here!</p>	<p>11</p>  <p>Place 1-Point UPC Here!</p>	<p>12</p>  <p>Place 1-Point UPC Here!</p>
<p>13</p>  <p>Place 1-Point UPC Here!</p>	<p>14</p>  <p>Place 1-Point UPC Here!</p>	<p>15</p>  <p>Place 1-Point UPC Here!</p>	<p>16</p>  <p>Place 1-Point UPC Here!</p>
<p>17</p>  <p>Place 1-Point UPC Here!</p>	<p>18</p>  <p>Place 1-Point UPC Here!</p>	<p>19</p>  <p>Place 1-Point UPC Here!</p>	<p>FREE 1-POINT SQUARE! FREE Point If All Other Spaces Are Filled.</p>

School Name: _____

City: _____

State: _____